




REXAGAB 75 (Pregabalin Capsules 75 mg)

MODULE 1:

ADMINISTRATIVE INFORMATION AND PRODUCT INFORMATION

1.3 Summary of product characteristics (SmPC)

1.3.1 Summary of product characteristics (SmPC)



1.3 Product information:

1.3.1 Summary of product characteristics (SmPC)


The summary of product characteristics of REXAGAB 75 (Pregabalin Capsules 75 mg) is given in the following.

REXAGAB 75 (Pregabalin Capsules 75 mg)



Module 1-Administrative information and product information

SUMMARY OF PRODUCT CHARACTERISTICS



1. NAME OF THE MEDICINAL PRODUCT

REXAGAB 75 (Pregabalin Capsules 75 mg)

2. QUALITATIVE AND QUANTITATIVE COMPOSITION

Each Capsule contains Pregabalin 75 mg

3. PHARMACEUTICAL FORM

Capsule

4. CLINICAL PARTICULARS

4.1 Therapeutic indications

Neuropathic pain

Pregabalin Capsules is indicated for the treatment of peripheral and central neuropathic pain in adults.

Epilepsy

Pregabalin Capsules is indicated as adjunctive therapy in adults with partial seizures with or without secondary generalisation.

Generalised anxiety disorder

Pregabalin Capsules is indicated for the treatment of Generalised Anxiety Disorder (GAD) in adults.

4.2 Posology and method of administration

Posology

The dose range is 150 to 600 mg per day given in either two or three divided doses.

Neuropathic pain


Pregabalin treatment can be started at a dose of 150 mg per day given as two or three divided doses. Based on individual patient response and tolerability, the dose may be increased to 300 mg per day after an interval of 3 to 7 days, and if needed, to a maximum dose of 600 mg per day after an additional 7-day interval.

Epilepsy

Pregabalin treatment can be started with a dose of 150 mg per day given as two or three divided doses. Based on individual patient response and tolerability, the dose may be increased to 300 mg per day after 1 week. The maximum dose of 600 mg per day may be achieved after an additional week.

Generalised anxiety disorder

The dose range is 150 to 600 mg per day given as two or three divided doses. The need for treatment should be reassessed regularly.



Pregabalin treatment can be started with a dose of 150 mg per day. Based on individual patient response and tolerability, the dose may be increased to 300 mg per day after 1 week. Following an additional week the dose may be increased to 450 mg per day. The maximum dose of 600 mg per day may be achieved after an additional week.

Discontinuation of pregabalin

In accordance with current clinical practice, if pregabalin has to be discontinued, it is recommended this should be done gradually over a minimum of 1 week independent of the indication

Renal impairment


Pregabalin is eliminated from the systemic circulation primarily by renal excretion as unchanged drug. As pregabalin clearance is directly proportional to creatinine clearance, dose reduction in patients with compromised renal function must be individualised according to creatinine clearance (Cl), as indicated in Table 1 determined using the following formula:

$$CL_{Cr}(ml/min) = \left[\frac{1.23 \times [140 - \text{age (years)}] \times \text{weight (kg)}}{\text{serum creatinine } (\mu\text{mol/l})} \right] (\times 0.85 \text{ for female patients})$$

Pregabalin is removed effectively from plasma by haemodialysis (50% of drug in 4 hours). For patients receiving haemodialysis, the pregabalin daily dose should be adjusted based on renal function. In addition to the daily dose, a supplementary dose should be given immediately following every 4 hour haemodialysis treatment.

Table 1. Pregabalin Dose Adjustment Based on Renal Function

Creatinine clearance (CL _{Cr}) (ml/min)	Total pregabalin daily dose*		Dose regimen
	Starting dose (mg/day)	Maximum dose (mg/day)	
≥ 60	150	600	BID or TID
≥ 30 - < 60	75	300	BID or TID
≥ 15 - < 30	25 – 50	150	Once Daily or BID

REXAGAB 75 (Pregabalin Capsules 75 mg)**Module 1-Administrative information and product information**

< 15	25	75	Once Daily
Supplementary dosage following haemodialysis (mg)			
	25	100	Single dose +

TID = Three divided doses

BID = Two divided doses

* Total daily dose (mg/day) should be divided as indicated by dose regimen to provide mg/dose

+ Supplementary dose is a single additional dose.

Hepatic impairment

No dose adjustment is required for patients with hepatic impairment.

Paediatric population

The safety and efficacy of Pregabalin Capsules in children below the age of 12 years and in adolescents (12-17 years of age) have not been established. Currently available data are described in section 4.8, 5.1 and 5.2 but no recommendation on a posology can be made.

Elderly

Elderly patients may require a dose reduction of pregabalin due to a decreased renal function.

Method of administration

Pregabalin Capsules may be taken with or without food.

Pregabalin Capsules is for oral use only.

4.3 Contraindications

Hypersensitivity to the active substance or to any of the excipients.


4.4 Special warnings and precautions for use**Diabetic patients**

In accordance with current clinical practice, some diabetic patients who gain weight on pregabalin treatment may need to adjust hypoglycaemic medicinal products.

Hypersensitivity reactions

There have been reports in the postmarketing experience of hypersensitivity reactions, including cases of angioedema.

Pregabalin should be discontinued immediately if symptoms of angioedema, such as facial, perioral, or upper airway swelling occur.

**Dizziness, somnolence, loss of consciousness, confusion and mental impairment**

Pregabalin treatment has been associated with dizziness and somnolence, which could increase the occurrence of accidental injury (fall) in the elderly population. There have also been postmarketing reports of loss of consciousness, confusion and mental impairment. Therefore, patients should be advised to exercise caution until they are familiar with the potential effects of the medicinal product.

Vision-related effects

In controlled trials, a higher proportion of patients treated with pregabalin reported blurred vision than did patients treated with placebo which resolved in a majority of cases with continued dosing. In the clinical studies where ophthalmologic testing was conducted, the incidence of visual acuity reduction and visual field changes was greater in pregabalin-treated patients than in placebo-treated patients; the incidence of fundoscopic changes was greater in placebo-treated patients.

In the postmarketing experience, visual adverse reactions have also been reported, including loss of vision, visual blurring or other changes of visual acuity, many of which were transient. Discontinuation of pregabalin may result in resolution or improvement of these visual symptoms.

Renal failure

Cases of renal failure have been reported and in some cases discontinuation of pregabalin did show reversibility of this adverse reaction.


Withdrawal of concomitant anti-epileptic medicinal products

There are insufficient data for the withdrawal of concomitant anti-epileptic medicinal products, once seizure control with pregabalin in the add-on situation has been reached, in order to reach monotherapy on pregabalin.

Withdrawal symptoms

After discontinuation of short-term and long-term treatment with pregabalin, withdrawal symptoms have been observed in some patients. The following events have been mentioned: insomnia, headache, nausea, anxiety, diarrhoea, flu syndrome, nervousness, depression, pain, convulsion, hyperhidrosis and dizziness, suggestive of physical dependence. The patient should be informed about this at the start of the treatment.

Convulsions, including status epilepticus and grand mal convulsions, may occur during pregabalin use or shortly after discontinuing pregabalin.



Concerning discontinuation of long-term treatment of pregabalin, data suggest that the incidence and severity of withdrawal symptoms may be dose-related.

Congestive heart failure

There have been postmarketing reports of congestive heart failure in some patients receiving pregabalin. These reactions are mostly seen in elderly cardiovascular compromised patients during pregabalin treatment for a neuropathic indication.

Pregabalin should be used with caution in these patients. Discontinuation of pregabalin may resolve the reaction.

Treatment of central neuropathic pain due to spinal cord injury

In the treatment of central neuropathic pain due to spinal cord injury the incidence of adverse reactions in general, central nervous system adverse reactions and especially somnolence was increased. This may be attributed to an additive effect due to concomitant medicinal products (e.g. anti-spasticity agents) needed for this condition. This should be considered when prescribing pregabalin in this condition.


Suicidal ideation and behaviour

Suicidal ideation and behaviour have been reported in patients treated with anti-epileptic agents in several indications. A meta-analysis of randomised placebo controlled studies of anti-epileptic drugs has also shown a small increased risk of suicidal ideation and behaviour. The mechanism of this risk is not known and the available data do not exclude the possibility of an increased risk for pregabalin.

Therefore patients should be monitored for signs of suicidal ideation and behaviours and appropriate treatment should be considered. Patients (and caregivers of patients) should be advised to seek medical advice should signs of suicidal ideation or behaviour emerge.

Reduced lower gastrointestinal tract function

There are postmarketing reports of events related to reduced lower gastrointestinal tract function (e.g. intestinal obstruction, paralytic ileus, constipation) when pregabalin was co-administered with medications that have the potential to produce constipation, such as opioid analgesics. When pregabalin and opioids will be used in combination, measures to prevent constipation may be considered (especially in female patients and elderly).

**Misuse, abuse potential or dependence**

Cases of misuse, abuse and dependence have been reported. Caution should be exercised in patients with a history of substance abuse and the patient should be monitored for symptoms of pregabalin misuse, abuse or dependence (development of tolerance, dose escalation, drug-seeking behaviour have been reported).

Encephalopathy

Cases of encephalopathy have been reported, mostly in patients with underlying conditions that may precipitate encephalopathy.

Lactose intolerance

Pregabalin Capsules contains lactose monohydrate. Patients with rare hereditary problems of galactose intolerance, the Lapp lactase deficiency or glucose-galactose malabsorption should not take this medicinal product.

4.5 Interaction with other medicinal products and other forms of interaction

Since pregabalin is predominantly excreted unchanged in the urine, undergoes negligible metabolism in humans (< 2% of a dose recovered in urine as metabolites), does not inhibit drug metabolism in vitro, and is not bound to plasma proteins, it is unlikely to produce, or be subject to, pharmacokinetic interactions.

In vivo studies and population pharmacokinetic analysis

Accordingly, in in vivo studies no clinically relevant pharmacokinetic interactions were observed between pregabalin and phenytoin, carbamazepine, valproic acid, lamotrigine, gabapentin, lorazepam, oxycodone or ethanol. Population pharmacokinetic analysis indicated that oral antidiabetics, diuretics, insulin, phenobarbital, tiagabine and topiramate had no clinically significant effect on pregabalin clearance.

Oral contraceptives, norethisterone and/or ethinyl oestradiol

Co-administration of pregabalin with the oral contraceptives norethisterone and/or ethinyl oestradiol does not influence the steady-state pharmacokinetics of either substance.

Central nervous system influencing medical products

Pregabalin may potentiate the effects of ethanol and lorazepam. In controlled clinical trials, multiple oral doses of pregabalin co-administered with oxycodone, lorazepam, or ethanol did not result in clinically important effects on respiration. In the postmarketing experience, there are reports of respiratory failure



and coma in patients taking pregabalin and other central nervous system (CNS) depressant medicinal products. Pregabalin appears to be additive in the impairment of cognitive and gross motor function caused by oxycodone.

Interactions and the elderly

No specific pharmacodynamic interaction studies were conducted in elderly volunteers. Interaction studies have only been performed in adults.

PREGNANCY AND LACTATION

Women of childbearing potential/Contraception in males and females

As the potential risk for humans is unknown, effective contraception must be used in women of child bearing potential.

Pregnancy

There are no adequate data from the use of pregabalin in pregnant women.

Studies in animals have shown reproductive toxicity. The potential risk for humans is unknown.

Pregabalin Capsules should not be used during pregnancy unless clearly necessary (if the benefit to the mother clearly outweighs the potential risk to the foetus).

Breast-feeding


Pregabalin is excreted into human milk. The effect of pregabalin on newborns/infants is unknown. A decision must be made whether to discontinue breast-feeding or to discontinue pregabalin therapy taking into account the benefit of breast-feeding for the child and the benefit of therapy for the woman.

Fertility

There are no clinical data on the effects of pregabalin on female fertility.

In a clinical trial to assess the effect of pregabalin on sperm motility, healthy male subjects were exposed to pregabalin at a dose of 600 mg/day. After 3 months of treatment, there were no effects on sperm motility.

A fertility study in female rats has shown adverse reproductive effects. Fertility studies in male rats have shown adverse reproductive and developmental effects. The clinical relevance of these findings is unknown.



4.6 Fertility, pregnancy and lactation

Women of childbearing potential/Contraception in males and females

As the potential risk for humans is unknown, effective contraception must be used in women of child bearing potential.

Pregnancy

There are no adequate data from the use of pregabalin in pregnant women.

Studies in animals have shown reproductive toxicity. The potential risk for humans is unknown.

Pregabalin Capsules should not be used during pregnancy unless clearly necessary (if the benefit to the mother clearly outweighs the potential risk to the foetus).

Breast-feeding

Pregabalin is excreted into human milk. The effect of pregabalin on newborns/infants is unknown. A decision must be made whether to discontinue breast-feeding or to discontinue pregabalin therapy taking into account the benefit of breast-feeding for the child and the benefit of therapy for the woman.

Fertility

There are no clinical data on the effects of pregabalin on female fertility.

In a clinical trial to assess the effect of pregabalin on sperm motility, healthy male subjects were exposed to pregabalin at a dose of 600 mg/day. After 3 months of treatment, there were no effects on sperm motility.


A fertility study in female rats has shown adverse reproductive effects. Fertility studies in male rats have shown adverse reproductive and developmental effects. The clinical relevance of these findings is unknown.

4.7 Effects on ability to drive and use machines

Pregabalin Capsules may have minor or moderate influence on the ability to drive and use machines. Pregabalin Capsules may cause dizziness and somnolence and therefore may influence the ability to drive or use machines. Patients are advised not to drive, operate complex machinery or engage in other potentially hazardous activities until it is known whether this medicinal product affects their ability to perform these activities.

4.8 Undesirable effects

The pregabalin clinical programme involved over 8,900 patients exposed to pregabalin, of whom over 5,600 were in doubleblind placebo controlled trials. The most commonly reported adverse reactions were dizziness and somnolence. Adverse reactions were usually mild to moderate in intensity. In all controlled



studies, the discontinuation rate due to adverse reactions was 12% for patients receiving pregabalin and 5% for patients receiving placebo. The most common adverse reactions resulting in discontinuation from pregabalin treatment groups were dizziness and somnolence.

In table 2 below all adverse reactions, which occurred at an incidence greater than placebo and in more than one patient, are listed by class and frequency (very common ($\geq 1/10$); common ($\geq 1/100$ to $< 1/10$); uncommon ($\geq 1/1,000$ to $< 1/100$); rare ($\geq 1/10,000$ to $< 1/1,000$); very rare ($< 1/10,000$), not known (cannot be estimated from the available data).

Within each frequency grouping, undesirable effects are presented in order of decreasing seriousness.

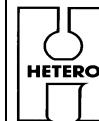
The adverse reactions listed may also be associated with the underlying disease and/or concomitant medicinal products.

In the treatment of central neuropathic pain due to spinal cord injury the incidence of adverse reactions in general, CNS adverse reactions and especially somnolence was increased.


Additional reactions reported from post marketing experience are included in italics in the list below.

Table 2. Pregabalin Adverse Drug Reactions


System Organ Class	Adverse drug reactions
Infections and infestations	
Common	Nasopharyngitis
Blood and lymphatic system disorders	
Uncommon	Neutropaenia
Immune system disorders	
Uncommon	Hypersensitivity
Rare	Angioedema, allergic reaction
Metabolism and nutrition disorders	
Common	Appetite increased
Uncommon	Anorexia, hypoglycaemia



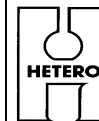
Psychiatric disorders	
Common	Euphoric mood, confusion, irritability, disorientation, insomnia, libido decreased
Uncommon	Hallucination, panic attack, restlessness, agitation, depression, depressed mood, elevated mood, aggression, mood swings, depersonalisation, word finding difficulty, abnormal dreams, libido increased, anorgasmia, apathy
Rare	Disinhibition
Nervous system disorders	
Very Common	Dizziness, somnolence, headache
Common	Ataxia, coordination abnormal, tremor, dysarthria, amnesia, memory impairment, disturbance in attention, paraesthesia, hypoaesthesia, sedation, balance disorder, lethargy
Uncommon	Syncope, stupor, myoclonus, loss of consciousness, psychomotor hyperactivity, dyskinesia, dizziness postural, intention tremor, nystagmus, cognitive disorder, mental impairment, speech disorder, hyporeflexia, hyperaesthesia, burning sensation, ageusia, malaise
Rare	Convulsions, parosmia, hypokinesia, dysgraphia
Eye disorders	
Common	Vision blurred, diplopia
Uncommon	Peripheral vision loss, visual disturbance, eye



	swelling, visual field defect, visual acuity reduced, eye pain, asthenopia, photopsia, dry eye, lacrimation increased, eye irritation
Rare	Vision loss, keratitis, oscillopsia, altered visual depth perception, mydriasis, strabismus, visual brightness
Ear and labyrinth disorders	
Common	Vertigo
Uncommon	Hyperacusis
Cardiac disorders	
Uncommon	Tachycardia, atrioventricular block first degree, sinus bradycardia, congestive heart failure
Rare	QT prolongation, sinus tachycardia, sinus arrhythmia
Vascular disorders	
Uncommon	Hypotension, hypertension, hot flushes, flushing, peripheral coldness
Respiratory, thoracic and mediastinal disorders	
Uncommon	Dyspnoea, epistaxis, cough, nasal congestion, rhinitis, snoring, nasal dryness
Rare	Pulmonary oedema, throat tightness
Gastrointestinal disorders	
Common	Vomiting, nausea, constipation, diarrhoea, flatulence, abdominal distension, dry mouth
Uncommon	Gastrooesophageal reflux disease, salivary



	hypersecretion, hypoaesthesia oral
Rare	Ascites, pancreatitis, swollen tongue, dysphagia
Hepatobiliary disorders	
Uncommon	Elevated liver enzymes*
Rare	Jaundice
Very rare	Hepatic failure, hepatitis
Skin and subcutaneous tissue disorders	
Uncommon	Rash papular, urticaria, hyperhidrosis, pruritus
Rare	Stevens Johnson syndrome, cold sweat
Musculoskeletal and connective tissue disorders	
Common	Muscle cramp, arthralgia, back pain, pain in limb, cervical spasm
Uncommon	Joint swelling, myalgia, muscle twitching, neck pain, muscle stiffness
Rare	Rhabdomyolysis
Renal and urinary disorders	
Uncommon	Urinary incontinence, dysuria
Rare	Renal failure, oliguria, urinary retention
Reproductive system and breast disorders	
Common	Erectile dysfunction
Uncommon	Sexual dysfunction, ejaculation delayed, dysmenorrhoea, breast pain




Rare	Amenorrhoea, breast discharge, breast enlargement, gynaecomastia
General disorders and administration site conditions	
Common	Oedema peripheral, oedema, gait abnormal, fall, feeling drunk, feeling abnormal, fatigue
Uncommon	Generalised oedema, face oedema, chest tightness, pain, pyrexia, thirst, chills, asthenia
Investigations	
Common	Weight increased
Uncommon	Blood creatine phosphokinase increased, blood glucose increased, platelet count decreased, blood creatinine increased, blood potassium decreased, weight decreased
Rare	White blood cell count decreased

* Alanine aminotransferase increased (ALT) and aspartate aminotransferase increased (AST).

After discontinuation of short-term and long-term treatment with pregabalin withdrawal symptoms have been observed in some patients. The following reactions have been mentioned: insomnia, headache, nausea, anxiety, diarrhoea, flu syndrome, convulsions, nervousness, depression, pain, hyperhidrosis and dizziness, suggestive of physical dependence. The patient should be informed about this at the start of the treatment.

Concerning discontinuation of long-term treatment of pregabalin, data suggest that the incidence and severity of withdrawal symptoms may be dose-related.



Paediatric population

The pregabalin safety profile observed in two paediatric studies (pharmacokinetic and tolerability study, n=65; 1 year open label follow on safety study, n=54) was similar to that observed in the adult studies.

4.9 Overdose

In the postmarketing experience, the most commonly reported adverse reactions observed when pregabalin was taken in overdose included somnolence, confusional state, agitation, and restlessness. Seizures were also reported.

In rare occasions, cases of coma have been reported.

Treatment of pregabalin overdose should include general supportive measures and may include haemodialysis if necessary.

5. Pharmacological properties

Pharmacotherapeutic group: Anti-epileptics, other anti-epileptics ATC code: N03AX16 The active substance, pregabalin, is a gamma-aminobutyric acid analogue [(S)-3-(aminomethyl)-5-methylhexanoic acid].

5.1 Pharmacodynamic properties

Mechanism of Action

Pregabalin binds to an auxiliary subunit (α-2 protein) of voltage-gated calcium channels in the central nervous system.

Clinical efficacy and safety

Neuropathic pain


Efficacy has been shown in trials in diabetic neuropathy, post herpetic neuralgia and spinal cord injury.

Efficacy has not been studied in other models of neuropathic pain.

Pregabalin has been studied in 10 controlled clinical trials of up to 13 weeks with twice a day dosing (BID) and up to 8 weeks with three times a day (TID) dosing. Overall, the safety and efficacy profiles for BID and TID dosing regimens were similar.

In clinical trials up to 12 weeks for both peripheral and central neuropathic pain, a reduction in pain was seen by Week 1 and was maintained throughout the treatment period.

In controlled clinical trials in peripheral neuropathic pain 35% of the pregabalin treated patients and 18% of the patients on placebo had a 50% improvement in pain score. For patients not experiencing



somnolence, such an improvement was observed in 33% of patients treated with pregabalin and 18% of patients on placebo. For patients who experienced somnolence the responder rates were 48% on pregabalin and 16% on placebo.

In the controlled clinical trial in central neuropathic pain 22% of the pregabalin treated patients and 7% of the patients on placebo had a 50% improvement in pain score.

Epilepsy

Adjunctive Treatment

Pregabalin has been studied in 3 controlled clinical trials of 12 week duration with either BID or TID dosing. Overall, the safety and efficacy profiles for BID and TID dosing regimens were similar.

A reduction in seizure frequency was observed by Week 1.

Paediatric population

The efficacy and safety of pregabalin as adjunctive treatment for epilepsy in paediatric patients below the age of 12 and adolescents has not been established. The adverse events observed in a pharmacokinetic and tolerability study that enrolled patients from 3 months to 16 years of age (n=65) were similar to those observed in adults. Results of a 1 year open label safety study in 54 paediatric patients from 3 months to 16 years of age with epilepsy indicate that the adverse events of pyrexia and upper respiratory infections were observed more frequently than in adult studies.

Monotherapy (newly diagnosed patients)


Pregabalin has been studied in 1 controlled clinical trial of 56 week duration with BID dosing. Pregabalin did not achieve noninferiority to lamotrigine based on the 6-month seizure freedom endpoint. Pregabalin and lamotrigine were similarly safe and well tolerated.

Generalised Anxiety Disorder

Pregabalin has been studied in 6 controlled trials of 4-6 week duration, an elderly study of 8 week duration and a long-term relapse prevention study with a double-blind relapse prevention phase of 6 months duration.

Relief of the symptoms of GAD as reflected by the Hamilton Anxiety Rating Scale (HAM-A) was observed by Week 1.

In controlled clinical trials (4-8 week duration) 52% of the pregabalin treated patients and 38% of the patients on placebo had at least a 50% improvement in HAM-A total score from baseline to endpoint.



In controlled trials, a higher proportion of patients treated with pregabalin reported blurred vision than did patients treated with placebo which resolved in a majority of cases with continued dosing. Ophthalmologic testing (including visual acuity testing, formal visual field testing and dilated funduscopy examination) was conducted in over 3600 patients within controlled clinical trials. In these patients, visual acuity was reduced in 6.5% of patients treated with pregabalin, and 4.8% of placebo-treated patients. Visual field changes were detected in 12.4% of pregabalin-treated, and 11.7% of placebo-treated patients. Funduscopy changes were observed in 1.7% of pregabalin-treated and 2.1% of placebo-treated patients.

5.2 Pharmacokinetic properties

Pregabalin steady-state pharmacokinetics are similar in healthy volunteers, patients with epilepsy receiving anti-epileptic drugs and patients with chronic pain.

Absorption


Pregabalin is rapidly absorbed when administered in the fasted state, with peak plasma concentrations occurring within 1 hour following both single and multiple dose administration. Pregabalin oral bioavailability is estimated to be $\geq 90\%$ and is independent of dose. Following repeated administration, steady state is achieved within 24 to 48 hours. The rate of pregabalin absorption is decreased when given with food resulting in a decrease in C by approximately 25-30% and a max delay in t to approximately 2.5 hours. However, administration of pregabalin with food has no clinically significant effect max on the extent of pregabalin absorption.

Distribution

In preclinical studies, pregabalin has been shown to cross the blood brain barrier in mice, rats, and monkeys. Pregabalin has been shown to cross the placenta in rats and is present in the milk of lactating rats. In humans, the apparent volume of distribution of pregabalin following oral administration is approximately 0.56 l/kg. Pregabalin is not bound to plasma proteins.

Biotransformation

Pregabalin undergoes negligible metabolism in humans. Following a dose of radiolabelled pregabalin, approximately 98% of the radioactivity recovered in the urine was unchanged pregabalin. The N-methylated derivative of pregabalin, the major metabolite of pregabalin found in urine, accounted for 0.9% of the dose. In preclinical studies, there was no indication of racemisation of pregabalin S-enantiomer to the R-enantiomer.

**Elimination**

Pregabalin is eliminated from the systemic circulation primarily by renal excretion as unchanged drug. Pregabalin mean elimination half-life is 6.3 hours. Pregabalin plasma clearance and renal clearance are directly proportional to creatinine clearance.

Dose adjustment in patients with reduced renal function or undergoing haemodialysis is necessary.

Linearity/non-linearity

Pregabalin pharmacokinetics are linear over the recommended daily dose range. Inter-subject pharmacokinetic variability for pregabalin is low (< 20%). Multiple dose pharmacokinetics are predictable from single-dose data. Therefore, there is no need for routine monitoring of plasma concentrations of pregabalin.

Gender

Clinical trials indicate that gender does not have a clinically significant influence on the plasma concentrations of pregabalin.

Renal impairment


Pregabalin clearance is directly proportional to creatinine clearance. In addition, pregabalin is effectively removed from plasma by haemodialysis (following a 4 hour haemodialysis treatment plasma pregabalin concentrations are reduced by approximately 50%). Because renal elimination is the major elimination pathway, dose reduction in patients with renal impairment and dose supplementation following haemodialysis is necessary.

Hepatic impairment

No specific pharmacokinetic studies were carried out in patients with impaired liver function. Since pregabalin does not undergo significant metabolism and is excreted predominantly as unchanged drug in the urine, impaired liver function would not be expected to significantly alter pregabalin plasma concentrations.

Paediatric population

Pregabalin pharmacokinetics were evaluated in paediatric patients with epilepsy (age groups: 1 to 23 months, 2 to 6 years, 7 to 11 years and 12 to 16 years) at dose levels of 2.5, 5, 10 and 15 mg/kg/day in a pharmacokinetic and tolerability study.



After oral administration of pregabalin in paediatric patients in the fasted state, in general, time to reach peak plasma concentration was similar across the entire age group and occurred 0.5 hours to 2 hours postdose.

Pregabalin C_{max} and AUC parameters increased in a linear manner with increasing dose within each age group. The AUC was max lower by 30% in paediatric patients below a weight of 30 kg due to an increased body weight adjusted clearance of 43% for these patients in comparison to patients weighing ≥ 30 kg.

Pregabalin terminal half-life averaged about 3 to 4 hours in paediatric patients up to 6 years of age, and 4 to 6 hours in those 7 years of age and older.

Population pharmacokinetic analysis showed that creatinine clearance was a significant covariate of pregabalin oral clearance, body weight was a significant covariate of pregabalin apparent oral volume of distribution, and these relationships were similar in paediatric and adult patients.

Pregabalin pharmacokinetics in patients younger than 3 months old have not been studied.

Elderly

Pregabalin clearance tends to decrease with increasing age. This decrease in pregabalin oral clearance is consistent with decreases in creatinine clearance associated with increasing age. Reduction of pregabalin dose may be required in patients who have age related compromised renal function.


Breast-feeding mothers

The pharmacokinetics of 150 mg pregabalin given every 12 hours (300 mg daily dose) was evaluated in 10 lactating women who were at least 12 weeks postpartum. Lactation had little to no influence on pregabalin pharmacokinetics. Pregabalin was excreted into breast milk with average steady-state concentrations approximately 76% of those in maternal plasma.

The estimated infant dose from breast milk (assuming mean milk consumption of 150 ml/kg/day) of women receiving 300 mg/day or the maximum dose of 600 mg/day would be 0.31 or 0.62 mg/kg/day, respectively. These estimated doses are approximately 7% of the total daily maternal dose on a mg/kg basis.

5.3 Preclinical safety data

In conventional safety pharmacology studies in animals, pregabalin was well-tolerated at clinically relevant doses. In repeated dose toxicity studies in rats and monkeys CNS effects were observed, including hypoactivity, hyperactivity and ataxia. An increased incidence of retinal atrophy commonly

**Module 1-Administrative information and product information**

observed in aged albino rats was seen after long-term exposure to pregabalin at exposures ≥ 5 times the mean human exposure at the maximum recommended clinical dose.


Pregabalin was not teratogenic in mice, rats or rabbits. Foetal toxicity in rats and rabbits occurred only at exposures sufficiently above human exposure. In prenatal/postnatal toxicity studies, pregabalin induced offspring developmental toxicity in rats at exposures > 2 times the maximum recommended human exposure.

Adverse effects on fertility in male and female rats were only observed at exposures sufficiently in excess of therapeutic exposure. Adverse effects on male reproductive organs and sperm parameters were reversible and occurred only at exposures sufficiently in excess of therapeutic exposure or were associated with spontaneous degenerative processes in male reproductive organs in the rat. Therefore the effects were considered of little or no clinical relevance.

Pregabalin is not genotoxic based on results of a battery of in vitro and in vivo tests.

Two-year carcinogenicity studies with pregabalin were conducted in rats and mice. No tumours were observed in rats at exposures up to 24 times the mean human exposure at the maximum recommended clinical dose of 600 mg/day. In mice, no increased incidence of tumours was found at exposures similar to the mean human exposure, but an increased incidence of haemangiosarcoma was observed at higher exposures. The non-genotoxic mechanism of pregabalin-induced tumour formation in mice involves platelet changes and associated endothelial cell proliferation. These platelet changes were not present in rats or in humans based on short-term and limited long-term clinical data. There is no evidence to suggest an associated risk to humans.

In juvenile rats the types of toxicity do not differ qualitatively from those observed in adult rats. However, juvenile rats are more sensitive. At therapeutic exposures, there was evidence of CNS clinical signs of hyperactivity and bruxism and some changes in growth (transient body weight gain suppression). Effects on the oestrus cycle were observed at 5-fold the human therapeutic exposure. Reduced acoustic startle response was observed in juvenile rats 1-2 weeks after exposure at > 2 times the human therapeutic exposure. Nine weeks after exposure, this effect was no longer observable.



6. PHARMACEUTICAL PARTICULARS

6.1 List of Excipients

Mannitol SD 200, Maize Starch, Talc

6.2 Incompatibilities

Not applicable

6.3 Shelf life

2 years

6.4 Special precautions for storage

Store below 30°C , Protect from light and moisture.

6.5 Nature and contents of container

Blister pack: 10's Alu – PVC Blister Pack


6.6 Special precautions for disposal

Any unused product or waste material should be disposed of in accordance with local requirements.

7. MARKETING AUTHORISATION HOLDER AND MANUFACTURING SITE ADDRESSES

7.1 Name and Address of Manufacturer

Name : Hetero Labs Limited (Unit-I),
Address : Village: Kalyanpur, Chakkan Road, Tehsil : Baddi
Dist.: Solan, Himachal Pradesh – 173 205, INDIA
Country : India
Telephone : +91 1795245732/247432
Fax : +91 1795245732/247430



7.2 Name and Address of Principal

Name : **M/s. Hetero Labs Limited,**
Business Address : 7-2-A2, Hetero Corporate,
Industrial Estates, Sanath Nagar,
Hyderabad-500 018
Telangana, INDIA
Telephone : +91-040-23704923/24/25
Fax : +91-040-23704926

8. REGISTRATION NUMBER

9. CATEGORY FOR DISTRIBUTION

Prescription only medicine – List I

10. DATE OF PUBLICATION OF THIS PACKAGE INSERT