



Bharat Parenterals Limited

Registered Office & Works:
Vr. Haripura, Ta. Savli, Dist. Vadodara - 391520 (Guj.) India.
Tele Fax : (02607)-251679, 251680, 251689, 99099 28332.
E-mail: bplbrd@bplindia.in, info@bplindia.in Web: www.bplindia.in
CIN NO. U24231GJ1899PLC018237

ACTAZONE 1 g - SUMMARY OF PRODUCT CHARACTERISTICS (SmPC)

Summary of Product Characteristics (SmPC)

1. Name of the medicinal product:

Generic Name/INN Name: Ceftriaxone For Injection USP 1g

Trade Name: Actazone 1 g

Strength:

Each vial contains:

Ceftriaxone Sodium USP

Eq. to Anhydrous Ceftriaxone 1000 mg

2. Qualitative and Quantitative composition:

Sr. No.	Ingredients.	Spec.	Std. Qty (mg/ vial)	% w/w
1.	Sterile Ceftriaxone Sodium USP eq. to Anhydrous Ceftriaxone *	USP	1000 mg	100.00 %

* Add the calculated quantity based on the Assay (potency) and Water content of sterile Ceftriaxone Sodium USP.

3. Pharmaceutical form:

Dosage Form: Powder For Injection

Visual & Physical characteristics of the product: A white crystalline powder filled in an intactly sealed clear glass vials.

4. Clinical particulars:

4.1. Therapeutic indications:

Ceftriaxone is indicated for the treatment of the following infections in adults and children including term neonates (from birth):

Bacterial Meningitis

Community acquired pneumonia

Hospital acquired pneumonia

Acute otitis media

Intra-abdominal infections

Complicated urinary tract infections (including pyelonephritis)



**ACTAZONE 1 g - SUMMARY OF PRODUCT CHARACTERISTICS (SmPC)**

Infections of bones and joints

Complicated skin and soft tissue infections

Gonorrhoea

Syphilis

Bacterial endocarditis

Ceftriaxone may be used:

For treatment of acute exacerbations of chronic obstructive pulmonary disease in adults

For treatment of disseminated Lyme borreliosis (early (stage II) and late (stage III)) in adults and children including neonates from 15 days of age.

For pre-operative prophylaxis of surgical site infections

In the management of neutropenic patients with fever that is suspected to be due to a bacterial infection

In the treatment of patients with bacteraemia that occurs in association with, or is suspected to be associated with, any of the infections listed above.

Ceftriaxone should be co-administered with other antibacterial agents whenever the possible range of causative bacteria would not fall within its spectrum.

Consideration should be given to official local guidance on the appropriate use of antibacterial agents.


4.2. Posology and method of administration:**Posology**

The dose depends on the severity, susceptibility, site and type of infection and on the age and hepato-renal function of the patient.

The doses recommended in the tables below are the generally recommended doses in these indications. In particularly severe cases, doses at the higher end of the recommended range should be considered.

Adults and children over 12 years of age (\geq 50 kg)

Ceftriaxone Dosage*	Treatment frequency**	Indications
1-2 g	Once daily	Community acquired pneumonia
		Acute exacerbations of chronic obstructive pulmonary disease



**ACTAZONE 1 g - SUMMARY OF PRODUCT CHARACTERISTICS (SmPC)**

		Intra-abdominal infections
		Complicated urinary tract infections (including pyelonephritis)
2 g	Once daily	Hospital acquired pneumonia
		Complicated skin and soft tissue infections
		Infections of bones and joints
2-4 g	Once daily	Management of neutropenic patients with fever that is suspected to be due to a bacterial infection
		Bacterial endocarditis
		Bacterial meningitis

In documented bacteraemia, the higher end of the recommended dose range should be considered

Twice daily (12 hourly) administration may be considered where doses greater than 2g daily are administered.

Indications for adults and children over 12 years of age (≥ 50 kg) that require specific dosage schedules:

Acute otitis media

A single intramuscular dose of Ceftriaxone 1-2 g can be given. Limited data suggest that in cases where the patient is severely ill or previous therapy has failed, Ceftriaxone may be effective when given as an intramuscular dose of 1-2 g daily for 3 days.

Pre-operative prophylaxis of surgical site infections

2 g as a single pre-operative dose.

Gonorrhoea

500 mg as a single intramuscular dose.

Syphilis

The generally recommended doses are 500 mg-1 g once daily increased to 2 g once daily for neurosyphilis for 10-14 days. The dose recommendations in syphilis, including neurosyphilis, are based on limited data. National or local guidance should be taken into consideration.

Disseminated Lyme borreliosis (early [Stage II] and late [Stage III]) 2 g once daily for 14-21 days. The recommended treatment durations vary and national or local guidelines should be taken into consideration.

Paediatric population

**ACTAZONE 1 g - SUMMARY OF PRODUCT CHARACTERISTICS (SmPC)**

Neonates, infants and children 15 days to 12 years of age (< 50 kg)

For children with bodyweight of 50 kg or more, the usual adult dosage should be given.

Ceftriaxon	Treatment	Indications
50-80 mg/kg	Once daily	Intra-abdominal infections
		Complicated urinary tract infections (including pyelonephritis)
		Community acquired pneumonia
		Hospital acquired pneumonia
50-100 mg/kg (Max 4 g)	Once daily	Complicated skin and soft tissue infections
		Infections of bones and joints
		Management of neutropenic patients with fever that is suspected to be due to a bacterial
80-100 mg/kg (max 4 g)	Once daily	Bacterial meningitis
100 mg/kg (max 4 g)	Once daily	Bacterial endocarditis

In documented bacteraemia, the higher end of the recommended dose range should be considered.

Twice daily (12 hourly) administration may be considered where doses greater than 2 g daily are administered.

Indications for neonates, infants and children 15 days to 12 years (< 50 kg) that require specific dosage schedules:

Acute otitis media

For initial treatment of acute otitis media, a single intramuscular dose of Ceftriaxone 50 mg/kg can be given. Limited data suggest that in cases where the child is severely ill or initial therapy has failed, Ceftriaxone may be effective when given as an intramuscular dose of 50 mg/kg daily for 3 days.

Pre-operative prophylaxis of surgical site infections

50-80 mg/kg as a single pre-operative dose.

Syphilis



Bharat Parenterals Limited

Registered Office & Works:
Vid. Haripara, Tal. Savli, Dist. Vadodara - 391520 (Guj.) India
Tele. Fax : (02657) 251670, 251660, 251669, 09009 28332.
E-mail: bplbrd@bplindia.in info@bplindia.in Web: www.bplindia.in
CIN NO. U24231GJ1992PLC018237

ACTAZONE 1 g - SUMMARY OF PRODUCT CHARACTERISTICS (SmPC)

The generally recommended doses are 75-100 mg/kg (max 4 g) once daily for 10-14 days. The dose recommendations in syphilis, including neurosyphilis, are based on very limited data. National or local guidance should be taken into consideration.

Disseminated Lyme borreliosis (early [Stage II] and late [Stage III])

50-80 mg/kg once daily for 14-21 days. The recommended treatment durations vary and national or local guidelines should be taken into consideration.

Neonates 0-14 days

Ceftriaxone is contraindicated in premature neonates up to a postmenstrual age of 41 weeks (gestational age + chronological age).

Ceftriaxone dosage*	Treatment	Indications
20-50 mg/kg	Once daily	Intra-abdominal infections
		Complicated skin and soft tissue infections
		Complicated urinary tract infections (including pyelonephritis)
		Community acquired pneumonia
		Hospital acquired pneumonia
		Infections of bones and joints
		Management of neutropenic patients with fever that is suspected to be due to a bacterial infection
50 mg/kg	Once daily	Bacterial meningitis
		Bacterial endocarditis

In documented bacteraemia, the higher end of the recommended dose range should be considered.

A maximum daily dose of 50 mg/kg should not be exceeded.

Indications for neonates 0-14 days that require specific dosage schedules:

Acute otitis media

For initial treatment of acute otitis media, a single intramuscular dose of Ceftriaxone 50 mg/kg can be given.

Pre-operative prophylaxis of surgical site infections

20-50 mg/kg as a single pre-operative dose.

Syphilis





ACTAZONE 1 g - SUMMARY OF PRODUCT CHARACTERISTICS (SmPC)

The generally recommended dose is 50 mg/kg once daily for 10-14 days. The dose recommendations in syphilis, including neurosyphilis, are based on very limited data. National or local guidance should be taken into consideration.

Duration of therapy

The duration of therapy varies according to the course of the disease. As with antibiotic therapy in general, administration of ceftriaxone should be continued for 48 - 72 hours after the patient has become afebrile or evidence of bacterial eradication has been achieved.

Elderly people

The dosages recommended for adults require no modification in elderly people provided that renal and hepatic function is satisfactory.

Hepatic impairment

Available data do not indicate the need for dose adjustment in mild or moderate liver function impairment provided renal function is not impaired.

There are no study data in patients with severe hepatic impairment.

Renal impairment

In patients with impaired renal function, there is no need to reduce the dosage of ceftriaxone provided hepatic function is not impaired. Only in cases of preterminal renal failure (creatinine clearance < 10 ml/min) should the ceftriaxone dosage not exceed 2 g daily.

In patients undergoing dialysis no additional supplementary dosing is required following the dialysis. Ceftriaxone is not removed by peritoneal- or haemodialysis. Close clinical monitoring for safety and efficacy is advised.


Severe hepatic and renal impairment

In patients with both severe renal and hepatic dysfunction, close clinical monitoring for safety and efficacy is advised.

Method of administration

Intramuscular administration

Ceftriaxone can be administered by deep intramuscular injection. Intramuscular injections should be injected well within the bulk of a relatively large muscle and not more than 1 g should be injected at one site.





ACTAZONE 1 g - SUMMARY OF PRODUCT CHARACTERISTICS (SmPC)

As the solvent used is lidocaine, the resulting solution should never be administered intravenously. The information in the Summary of Product Characteristics of lidocaine should be considered.

Intravenous administration

Ceftriaxone can be administered by intravenous infusion over at least 30 minutes (preferred route) or by slow intravenous injection over 5 minutes.

Intravenous intermittent injection should be given over 5 minutes preferably in larger veins. Intravenous doses of 50 mg/kg or more in infants and children up to 12 years of age should be given by infusion. In neonates, intravenous doses should be given over 60 minutes to reduce the potential risk of bilirubin encephalopathy.

Intramuscular administration should be considered when the intravenous route is not possible or less appropriate for the patient. For doses greater than 2 g intravenous administration should be used.

Ceftriaxone is contraindicated in neonates (≤ 28 days) if they require (or are expected to require) treatment with calcium-containing intravenous solutions, including continuous calcium-containing infusions such as parenteral nutrition, because of the risk of precipitation of ceftriaxone-calcium.

Diluents containing calcium, (e.g. Ringer's solution or Hartmann's solution), should not be used to reconstitute ceftriaxone vials or to further dilute a reconstituted vial for intravenous administration because a precipitate can form. Precipitation of ceftriaxone-calcium can also occur when ceftriaxone is mixed with calcium-containing solutions in the same intravenous administration line. Therefore, ceftriaxone and calcium-containing solutions must not be mixed or administered simultaneously.


For pre-operative prophylaxis of surgical site infections, ceftriaxone should be administered 30-90 minutes prior to surgery.

For instructions on reconstitution of the medicinal product before administration

4.3. Contraindications:

Hypersensitivity to ceftriaxone or to any of the other cephalosporins. History of severe hypersensitivity (e.g. anaphylactic reaction) to any other type of beta-lactam antibacterial agent (penicillins, monobactams and carbapenems).

Ceftriaxone is contraindicated in:





Bharat Parenterals Limited

Registered Office & Works:
Via: Hanpara, Tal: Savli, Dist: Vardodara - 391123 (Guj) India
Tele Fax : (02667)-251679, 251680, 251683, 09099 28332.
E-mail: bplbrd@bplindia.in, info@bplindia.in, Web: www.bpindia.in
CIN NO: U24231GJ1999PLC018237

ACTAZONE 1 g - SUMMARY OF PRODUCT CHARACTERISTICS (SmPC)

Premature neonates up to a postmenstrual age of 41 weeks (gestational age + chronological age)

Full-term neonates (up to 28 days of age):

with hyperbilirubinaemia, jaundice, or who are hypoalbuminaemic or acidotic because these are conditions in which bilirubin binding is likely to be impaired*

if they require (or are expected to require) intravenous calcium treatment, or calcium containing infusions due to the risk of precipitation of a ceftriaxone- calcium salt.

In vitro studies have shown that ceftriaxone can displace bilirubin from its serum albumin binding sites leading to a possible risk of bilirubin encephalopathy in these patients.

Contraindications to lidocaine must be excluded before intramuscular injection of ceftriaxone when lidocaine solution is used as a solvent. See information in the Summary of Product Characteristics of lidocaine, especially contraindications.

Ceftriaxone solutions containing lidocaine should never be administered intravenously.


4.4 Special warnings and precautions for use:

As with all beta-lactam antibacterial agents, serious and occasionally fatal hypersensitivity reactions have been reported. In case of severe hypersensitivity reactions, treatment with ceftriaxone must be discontinued immediately and adequate emergency measures must be initiated. Before beginning treatment, it should be established whether the patient has a history of severe hypersensitivity reactions to ceftriaxone, to other cephalosporins or to any other type of beta-lactam agent. Caution should be used if ceftriaxone is given to patients with a history of non-severe hypersensitivity to other beta-lactam agents.

Severe cutaneous adverse reactions (Stevens Johnson syndrome or Lyell's syndrome/toxic epidermal necrolysis and drug reaction with eosinophilia and systemic symptoms (DRESS)) which can be life-threatening or fatal, have been reported in association of ceftriaxone treatment; however, the frequency of these events is not known

Interaction with calcium containing products

Cases of fatal reactions with calcium-ceftriaxone precipitates in lungs and kidneys in premature and full-term neonates aged less than 1 month have been described. At least one of them had received ceftriaxone and calcium at different times and through different intravenous lines. In the available scientific data, there are no reports of confirmed intravascular precipitations in patients, other than neonates, treated with ceftriaxone and calcium-containing





ACTAZONE 1 g - SUMMARY OF PRODUCT CHARACTERISTICS (SmPC)

solutions or any other calcium- containing products. In vitro studies demonstrated that neonates have an increased risk of precipitation of ceftriaxone-calcium compared to other age groups.

In patients of any age ceftriaxone must not be mixed or administered simultaneously with any calcium-containing intravenous solutions, even via different infusion lines or at different infusion sites. However, in patients older than 28 days of age ceftriaxone and calcium-containing solutions may be administered sequentially one after another if infusion lines at different sites are used or if the infusion lines are replaced or thoroughly flushed between infusions with physiological salt-solution to avoid precipitation. In patients requiring continuous infusion with calcium-containing total parenteral nutrition (TPN) solutions, healthcare professionals may wish to consider the use of alternative antibacterial treatments which do not carry a similar risk of precipitation. If the use of ceftriaxone is considered necessary in patients requiring continuous nutrition, TPN solutions and ceftriaxone can be administered simultaneously, albeit via different infusion lines at different sites. Alternatively, infusion of TPN solution could be stopped for the period of ceftriaxone infusion and the infusion lines flushed between solutions

Paediatric population

Safety and effectiveness of Ceftriaxone in neonates, infants and children have been established for the dosages described under Posology and Method of Administration. Studies have shown that ceftriaxone, like some other cephalosporins, can displace bilirubin from serum albumin.

Ceftriaxone is contraindicated in premature and full-term neonates at risk of developing bilirubin encephalopathy

Immune mediated haemolytic anaemia

An immune mediated haemolytic anaemia has been observed in patients receiving cephalosporin class antibacterials including Ceftriaxone. Severe cases of haemolytic anaemia, including fatalities, have been reported during Ceftriaxone treatment in both adults and children.

If a patient develops anaemia while on ceftriaxone, the diagnosis of a cephalosporin-associated anaemia should be considered and ceftriaxone discontinued until the aetiology is determined.

Long term treatment





ACTAZONE 1 g - SUMMARY OF PRODUCT CHARACTERISTICS (SmPC)

During prolonged treatment complete blood count should be performed at regular intervals.

Colitis/Overgrowth of non-susceptible microorganisms

Antibacterial agent-associated colitis and pseudo-membranous colitis have been reported with nearly all antibacterial agents, including ceftriaxone, and may range in severity from mild to life-threatening. Therefore, it is important to consider this diagnosis in patients who present with diarrhoea during or subsequent to the administration of ceftriaxone. Discontinuation of therapy with ceftriaxone and the administration of specific treatment for *Clostridium difficile* should be considered. Medicinal products that inhibit peristalsis should not be given. Superinfections with non-susceptible micro-organisms may occur as with other antibacterial agents.

Severe renal and hepatic insufficiency

In severe renal and hepatic insufficiency, close clinical monitoring for safety and efficacy is advised.

Interference with serological testing

Interference with Coombs tests may occur, as Ceftriaxone may lead to false-positive test results. Ceftriaxone can also lead to false-positive test results for galactosaemia.

Non-enzymatic methods for the glucose determination in urine may give false-positive results. Urine glucose determination during therapy with Ceftriaxone should be done enzymatically.

Sodium

This medicinal product contains 82.8 mg sodium per g, equivalent to 4.14% of the WHO recommended maximum daily intake of 2 g sodium for an adult.

Antibacterial spectrum

Ceftriaxone has a limited spectrum of antibacterial activity and may not be suitable for use as a single agent for the treatment of some types of infections unless the pathogen has already been confirmed. In polymicrobial infections, where suspected pathogens include organisms resistant to ceftriaxone, administration of an additional antibiotic should be considered.

Use of lidocaine

In case a lidocaine solution is used as a solvent, ceftriaxone solutions must only be used for intramuscular injection. Contraindications to lidocaine, warnings and other relevant information as detailed in the Summary of Product Characteristics of lidocaine must be considered before use. The lidocaine solution should never be administered intravenously.





ACTAZONE 1 g - SUMMARY OF PRODUCT CHARACTERISTICS (SmPC)

Biliary lithiasis

When shadows are observed on sonograms, consideration should be given to the possibility of precipitates of calcium ceftriaxone. Shadows, which have been mistaken for gallstones, have been detected on sonograms of the gallbladder and have been observed more frequently at ceftriaxone doses of 1 g per day and above. Caution should be particularly considered in the paediatric population. Such precipitates disappear after discontinuation of ceftriaxone therapy. Rarely precipitates of calcium ceftriaxone have been associated with symptoms. In symptomatic cases, conservative nonsurgical management is recommended and discontinuation of ceftriaxone treatment should be considered by the physician based on specific benefit risk assessment.

Biliary stasis

Cases of pancreatitis, possibly of biliary obstruction aetiology, have been reported in patients treated with Ceftriaxone. Most patients presented with risk factors for biliary stasis and biliary sludge e.g. preceding major therapy, severe illness and total parenteral nutrition. A trigger or cofactor of Ceftriaxone-related biliary precipitation cannot be ruled out.

Renal lithiasis


Cases of renal lithiasis have been reported, which is reversible upon discontinuation of ceftriaxone. In symptomatic cases, sonography should be performed. Use in patients with history of renal lithiasis or with hypercalciuria should be considered by the physician based on specific benefit risk assessment.

Jarisch-Herxheimer reaction (JHR)

Some patients with spirochete infections may experience a Jarisch-Herxheimer reaction (JHR) shortly after ceftriaxone treatment is started. JHR is usually a self – limiting condition or can be managed by symptomatic treatment. The antibiotic treatment should not be discontinued if such reaction occurs.

4.5 Interaction with other medicinal products and other forms of interaction:

Calcium-containing diluents, such as Ringer's solution or Hartmann's solution, should not be used to reconstitute Ceftriaxone vials or to further dilute a reconstituted vial for intravenous administration because a precipitate can form. Precipitation of ceftriaxone-calcium can also occur when ceftriaxone is mixed with calcium- containing solutions in the same intravenous administration line. Ceftriaxone must not be administered simultaneously with calcium-





ACTAZONE 1 g - SUMMARY OF PRODUCT CHARACTERISTICS (SmPC)

containing intravenous solutions, including continuous calcium-containing infusions such as parenteral nutrition via a Y-site. However, in patients other than neonates, ceftriaxone and calcium-containing solutions may be administered sequentially of one another if the infusion lines are thoroughly flushed between infusions with a compatible fluid. In vitro studies using adult and neonatal plasma from umbilical cord blood demonstrated that neonates have an increased risk of precipitation of ceftriaxone-calcium.

Concomitant use with oral anticoagulants may increase the anti-vitamin K effect and the risk of bleeding. It is recommended that the International Normalised Ratio (INR) is monitored frequently and the posology of the anti-vitamin K drug adjusted accordingly, both during and after treatment with ceftriaxone.

There is conflicting evidence regarding a potential increase in renal toxicity of aminoglycosides when used with cephalosporins. The recommended monitoring of aminoglycoside levels (and renal function) in clinical practice should be closely adhered to in such cases.

In an in-vitro study antagonistic effects have been observed with the combination of chloramphenicol and ceftriaxone. The clinical relevance of this finding is unknown.

There have been no reports of an interaction between ceftriaxone and oral calcium-containing products or interaction between intramuscular ceftriaxone and calcium-containing products (intravenous or oral).

In patients treated with ceftriaxone, the Coombs' test may lead to false-positive test results. Ceftriaxone, like other antibiotics, may result in false-positive tests for galactosaemia.

Likewise, non-enzymatic methods for glucose determination in urine may yield false-positive results. For this reason, glucose level determination in urine during therapy with ceftriaxone should be carried out enzymatically.


No impairment of renal function has been observed after concurrent administration of large doses of ceftriaxone and potent diuretics (e.g. furosemide).

Simultaneous administration of probenecid does not reduce the elimination of ceftriaxone.

4.6 Pregnancy and lactation:

Pregnancy

Ceftriaxone crosses the placental barrier. There are limited amounts of data from the use of ceftriaxone in pregnant women. Animal studies do not indicate direct or indirect harmful



**ACTAZONE 1 g - SUMMARY OF PRODUCT CHARACTERISTICS (SmPC)**

effects with respect to embryonal/foetal, perinatal and postnatal development. Ceftriaxone should only be administered during pregnancy and in particular in the first trimester of pregnancy if the benefit outweighs the risk.

Breastfeeding

Ceftriaxone is excreted into human milk in low concentrations but at therapeutic doses of ceftriaxone no effects on the breastfed infants are anticipated. However, a risk of diarrhoea and fungal infection of the mucous membranes cannot be excluded. The possibility of sensitisation should be taken into account. A decision must be made whether to discontinue breast-feeding or to discontinue/abstain from ceftriaxone therapy, taking into account the benefit of breast feeding for the child and the benefit of therapy for the woman.

Fertility

Reproductive studies have shown no evidence of adverse effects on male or female fertility.

4.7. Effects on ability to drive and use machines:

During treatment with ceftriaxone, undesirable effects may occur (e.g. dizziness), which may influence the ability to drive and use machines. Patients should be cautious when driving or operating machinery

4.8 Undesirable effects:

The most frequently reported adverse reactions for ceftriaxone are eosinophilia, leucopenia, thrombocytopenia, diarrhoea, rash, and hepatic enzymes increased.

Data to determine the frequency of ceftriaxone ADRs was derived from clinical trials. The following convention has been used for the classification of frequency:

Very common ($\geq 1/10$)

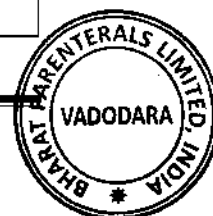
Common ($\geq 1/100 - < 1/10$)

Uncommon ($\geq 1/1000 - < 1/100$)

Rare ($\geq 1/10000 - < 1/1000$)

Not known (cannot be estimated from the available data)

System Organ Class	Common	Uncommon	Rare	Not Known
Infections and infestations		Genital fungal infection	Pseudo-membranous colitis	Superinfection






Bharat Parenterals Limited

Registered Office & Works:
Mid. Haripura, Tal. Savli, Dist. Vadodara - 391120 (Guj.) India
Tele/Fax : (02617)-251679, 251680, 251681, 99999 28332
E-mail: bolbra@bplindia.in, info@bplindia.in, Web: www.bplindia.in
CIN NO: U24231GJ1992PLC018237

ACTAZONE 1 g - SUMMARY OF PRODUCT CHARACTERISTICS (SmPC)

Blood and lymphatic system disorders	Eosinophilia Leucopenia Thrombocytopenia	Granulocytopenia Anaemia Coagulopathy		Haemolytic anaemia Agranulocytosis
Immune system disorders				Anaphylactic shock Anaphylactic reaction Anaphylactoid reaction Hypersensitivity b Jarisch-Herxheimer reaction (frequency not)
Nervous system disorder		Headache Dizziness		Convulsion
Ear and labyrinth disorder				Vertigo
Respiratory, thoracic and mediastinal			Bronchospasm	
Gastrointestinal disorders	Diarrhoea Loose stools	Nausea Vomiting		Pancreatitis Stomatitis Glossitis
Hepatobiliary disorders	Hepatic enzyme increased			Gall bladder precipitation
Skin and subcutaneous tissue disorders	Rash	Pruritus	Urticaria	Stevens Johnson Syndrome Toxic epidermal
Renal and urinary disorders			Haematuria Glycosuria	Oliguria Renal precipitation
General disorders and administration		Phlebitis Injection site pain Pyrexia	Oedema Chills	





Bharat Parenterals Limited

Registered Office & Works:
Vil. Hanpara, Tal. Savli, Dist. Vadodra - 391520 (Guj.) India
Tele/Fax : (02667)-251679, 251680, 251689, 99009 28332.
E-mail: bclbrd@bplindia.in, info@bplindia.in, Web: www.bplindia.in
CIN NO. U24231GJ1992PL0018237

ACTAZONE 1 g - SUMMARY OF PRODUCT CHARACTERISTICS (SmPC)

System Organ Class	Common	Uncommon	Rare	Not Known
Investigations		Blood creatinine increased		Coombs test false positive Galactosaemi atest false positive

Based on post-marketing reports. Since these reactions are reported voluntarily from a population of uncertain size, it is not possible to reliably estimate their frequency which is therefore

categorised as not known.

Description of selected adverse reactions

Infections and infestations

Reports of diarrhoea following the use of ceftriaxone may be associated with *Clostridium difficile*. Appropriate fluid and electrolyte management should be instituted.


Ceftriaxone-calcium salt precipitation

Rarely, severe, and in some cases, fatal, adverse reactions have been reported in pre-term and full-term neonates (aged < 28 days) who had been treated with intravenous ceftriaxone and calcium.

Precipitations of ceftriaxone-calcium salt have been observed in lung and kidneys post-mortem. The high risk of precipitation in neonates is a result of their low blood volume and the longer half-life of ceftriaxone compared with adults.

Cases of renal precipitation have been reported, primarily in children older than 3 years of age and who have been treated with either high daily doses (e.g. ≥ 80 mg/kg/day) or total doses exceeding 10 grams and who presented with other risk factors (e.g. fluid restrictions or confinement to bed). The risk of precipitate formation is increased in immobilized or dehydrated patients. This event may be symptomatic or asymptomatic, may lead to renal insufficiency and anuria, and is reversible upon discontinuation of ceftriaxone.

Precipitation of ceftriaxone calcium salt in the gallbladder has been observed, primarily in patients treated with doses higher than the recommended standard dose. In children, prospective studies have shown a variable incidence of precipitation with intravenous





ACTAZONE 1 g - SUMMARY OF PRODUCT CHARACTERISTICS (SmPC)

application - above 30 % in some studies. The incidence appears to be lower with slow infusion (20 - 30 minutes). This effect is usually asymptomatic, but the precipitations have been accompanied by clinical symptoms such as pain, nausea and vomiting in rare cases. Symptomatic treatment is recommended in these cases. Precipitation is usually reversible upon discontinuation of ceftriaxone

4.9. Overdose:

In overdose, the symptoms of nausea, vomiting and diarrhoea can occur. Ceftriaxone concentrations cannot be reduced by haemodialysis or peritoneal dialysis. There is no specific antidote. Treatment of overdose should be symptomatic.

5. Pharmacological properties:

5.1 Pharmacodynamic properties:

Pharmaco-therapeutic group: Antibacterials for systemic use, Third-generation cephalosporins

ATC code: J01DD04.

Mode of action

Ceftriaxone inhibits bacterial cell wall synthesis following attachment to penicillin binding proteins (PBPs). This results in the interruption of cell wall (peptidoglycan) biosynthesis, which leads to bacterial cell lysis and death.

Resistance

Bacterial resistance to ceftriaxone may be due to one or more of the following mechanism:

hydrolysis by beta-lactamases, including extended-spectrum beta-lactamases (ESBLs), carbapenemases and Amp C enzymes that may be induced or stably depressed in certain aerobic Gram-negative bacterial species.

reduced affinity of penicillin-binding proteins for ceftriaxone.

outer membrane impermeability in Gram-negative organisms.

bacterial efflux pumps.





Bharat Parenterals Limited

Registered Office & Works:
Vil. Haripura, Ta. Savli, Dist. Vadodara - 391520 (Guj.) India
Tele Fax : (02667)-251679, 251680, 251689, 99099 28332.
E-mail: bplbra@bplindia.in, info@bplindia.in, Web : www.bplindia.in
CIN NO: U24231GJ1992PLC018237

ACTAZONE 1 g - SUMMARY OF PRODUCT CHARACTERISTICS (SmPC)

Susceptibility testing breakpoints

Minimum inhibitory concentration (MIC) breakpoints established by the European Committee on Antimicrobial Susceptibility Testing (EUCAST) are as follows:

Pathogen	Dilution Test (MIC, mg/L)	
	Susceptible	Resistant
Enterobacteriaceae	≤ 1	> 2
Staphylococcus spp.	a.	a.
Streptococcus spp. (Groups A, B, C and G)	b.	b.
Streptococcus pneumoniae	$\leq 0.5^c$.	> 2
Viridans group Streptococci	≤ 0.5	> 0.5
Haemophilus influenzae	$\leq 0.12^c$.	> 0.12
Moraxella catarrhalis	≤ 1	> 2
Neisseria gonorrhoeae	≤ 0.12	> 0.12
Neisseria meningitidis	$\leq 0.12^c$.	> 0.12
Non-species related	$\leq 1^d$.	> 2

a. Susceptibility inferred from cefoxitin susceptibility.

b. Susceptibility inferred from penicillin susceptibility.

c. Isolates with a ceftriaxone MIC above the susceptible breakpoint are rare and, if found, should be retested and, if confirmed, should be sent to a reference laboratory.

d. Breakpoints apply to a daily intravenous dose of 1 g x 1 and a high dose of at least 2 g x 1.

Clinical efficacy against specific pathogens

The prevalence of acquired resistance may vary geographically and with time for selected species and local information on resistance is desirable, particularly when treating severe infections. As necessary, expert advice should be sought when the local prevalence of resistance is such that the utility of ceftriaxone in at least some types of infections is questionable.

Commonly Susceptible species

Gram Positive aerobes





ACTAZONE 1 g - SUMMARY OF PRODUCT CHARACTERISTICS (SmPC)

Staphylococcus aureus (methicillin-susceptible)

Staphylococci coagulase-negative (methicillin

susceptible)[‡] Streptococcus pyogenes (Group A)

Streptococcus agalactiae (Group B) Streptococcus pneumonia

Viridans Group Streptococci

Gram-negative aerobes

Borrelia burgdorferi

Haemophilus influenzae

Haemophilus

parainfluenzae Moraxella

catarrhalis Neisseria

gonorrhoea Neisseria

meningitides Proteus

mirabilis Providencia spp

Treponema pallidum

Species for which acquired resistance may be a problem

Gram-positive aerobes

Staphylococcus epidermidis

Staphylococcus

haemolyticus Staphylococcus

hominis

Gram-negative aerobes

Citrobacter freundii

Enterobacter aerogenes

Enterobacter cloacae

Escherichia coli Klebsiella

pneumoniae Klebsiella

oxytoca Morganella morganii

Proteus vulgaris





ACTAZONE 1 g - SUMMARY OF PRODUCT CHARACTERISTICS (SmPC)

Serratia marcescens

Anaerobes

Peptostreptococcus

Bacteroides spp. Fusobacterium spp. spp.

Clostridium perfringens

Inherently resistant organisms

Gram-positive aerobes

Enterococcus spp.

Listeria monocytogenes

Gram-negative aerobes

Acinetobacter baumannii

Pseudomonas aeruginosa

Stenotrophomonas maltophilia

Anaerobes

Clostridium difficile

Others: *Chlamydia spp.*

Chlamydophila spp.

Mycoplasma spp.

Legionella spp.

Ureaplasma urealyticum

£ All methicillin-resistant staphylococci are resistant to ceftriaxone

+ Resistance rates >50% in at least one region

%ESBL producing strains are always resistant

5.2 Pharmacokinetic properties:

Absorption

Intramuscular administration

Following intramuscular injection, mean peak plasma ceftriaxone levels are approximately half those observed after intravenous administration of an equivalent dose. The maximum plasma concentration after a single intramuscular dose of 1 g is about 81 mg/l and is reached in 2 - 3 hours after administration.





ACTAZONE 1 g - SUMMARY OF PRODUCT CHARACTERISTICS (SmPC)

The area under the plasma concentration-time curve after intramuscular administration is equivalent to that after intravenous administration of an equivalent dose.

Intravenous administration

After intravenous bolus administration of ceftriaxone 500 mg and 1 g, mean peak plasma ceftriaxone levels are approximately 120 and 200 mg/l respectively. After intravenous infusion of ceftriaxone 500 mg, 1 g and 2 g, the plasma ceftriaxone levels are approximately 80, 150 and 250 mg/l respectively.

Distribution

The volume of distribution of ceftriaxone is 7 – 12 l. Concentrations well above the minimal inhibitory concentrations of most relevant pathogens are detectable in tissue including lung, heart, biliary tract/liver, tonsil, middle ear and nasal mucosa, bone, and in cerebrospinal, pleural, prostatic and synovial fluids. An 8 - 15 % increase in mean peak plasma concentration (C_{max}) is seen on repeated administration; steady state is reached in most cases within 48 - 72 hours depending on the route of administration.

Penetration into particular tissues

Ceftriaxone penetrates the meninges. Penetration is greatest when the meninges are inflamed. Mean peak ceftriaxone concentrations in CSF in patients with bacterial meningitis are reported to be up to 25 % of plasma levels compared to 2 % of plasma levels in patients with uninfamed meninges. Peak ceftriaxone concentrations in CSF are reached approximately 4-6 hours after intravenous injection. Ceftriaxone crosses the placental barrier and is excreted in the breast milk at low concentrations.

Protein binding

Ceftriaxone is reversibly bound to albumin. Plasma protein binding is about 95 % at plasma concentrations below 100 mg/l. Binding is saturable and the bound portion decreases with rising concentration (up to 85 % at a plasma concentration of 300 mg/l).

Biotransformation

Ceftriaxone is not metabolised systemically; but is converted to inactive metabolites by the gut flora.

Elimination





ACTAZONE 1 g - SUMMARY OF PRODUCT CHARACTERISTICS (SmPC)

Plasma clearance of total ceftriaxone (bound and unbound) is 10 - 22 ml/min. Renal clearance is 5 - 12 ml/min. 50 - 60 % of ceftriaxone is excreted unchanged in the urine, primarily by glomerular filtration, while 40 - 50 % is excreted unchanged in the bile. The elimination half-life of total ceftriaxone in adults is about 8 hours.

Renal or hepatic impairment

In patients with renal or hepatic dysfunction, the pharmacokinetics of ceftriaxone are only minimally altered with the half-life slightly increased (less than two fold), even in patients with severely impaired renal function.

The relatively modest increase in half-life in renal impairment is explained by a compensatory increase in non-renal clearance, resulting from a decrease in protein binding and corresponding increase in non-renal clearance of total ceftriaxone.

In patients with hepatic impairment, the elimination half-life of ceftriaxone is not increased, due to a compensatory increase in renal clearance. This is also due to an increase in plasma free fraction of ceftriaxone contributing to the observed paradoxical increase in total drug clearance, with an increase in volume of distribution paralleling that of total clearance.

Elderly people

In elderly people aged over 75 years the average elimination half-life is usually two to three times that of young adults.


Paediatric population

The half-life of ceftriaxone is prolonged in neonates. From birth to 14 days of age, the levels of free ceftriaxone may be further increased by factors such as reduced glomerular filtration and altered protein binding. During childhood, the half-life is lower than in neonates or adults.

The plasma clearance and volume of distribution of total ceftriaxone are greater in neonates, infants and children than in adults.

Linearity/non-linearity

The pharmacokinetics of ceftriaxone are non-linear and all basic pharmacokinetic parameters, except the elimination half-life, are dose dependent if based on total drug concentrations, increasing less than proportionally with dose. Non-linearity is due to saturation of plasma protein binding and is therefore observed for total plasma ceftriaxone but not for free (unbound) ceftriaxone.





ACTAZONE 1 g - SUMMARY OF PRODUCT CHARACTERISTICS (SmPC)

Pharmacokinetic/pharmacodynamic relationship

As with other beta-lactams, the pharmacokinetic-pharmacodynamic index demonstrating the best correlation with in vivo efficacy is the percentage of the dosing interval that the unbound concentration remains above the minimum inhibitory concentration (MIC) of ceftriaxone for individual target species (i.e. %T > MIC)

5.3 Preclinical safety data

There is evidence from animal studies that high doses of ceftriaxone calcium salt led to formation of concrements and precipitates in the gallbladder of dogs and monkeys, which proved to be reversible. Animal studies produced no evidence of toxicity to reproduction and genotoxicity. Carcinogenicity studies on ceftriaxone were not conducted.

6. Pharmaceutical particulars:

6.1. List of Excipients:

No excipients used in the formulation

6.2 Incompatibilities:

Based on literature reports, ceftriaxone is not compatible with amsacrine, vancomycin, fluconazole and aminoglycosides.

Solutions containing ceftriaxone should not be mixed with or added to other agents. In particular diluents containing calcium, (e.g. Ringer's solution, Hartmann's solution) should not be used to reconstitute ceftriaxone vials or to further dilute a reconstituted vial for intravenous administration because a precipitate can form. Ceftriaxone must not be mixed or administered simultaneously with calcium containing solutions including total parenteral nutrition.

6.3. Shelf life:

36 months

6.4. Special precautions for storage:

Store below 30 °C, Protect from light & moisture. Do Not Freeze.

6.5. Nature and contents of container:

10 ml clear glass vial USP Type III along with sterile water for Injection BP (10 ml) with package insert in mono carton.

6.6. Special precautions for disposal:





Bharat Parenterals Limited

Registered Office & Works:
Village: Haripura, Ta: Savli, Dist: Vadodara - 391520 (Guj.) India
Tele Fax : (02667)-251679, 251680, 251669, 99009 28332
E-mail: bplbrd@bplindia.in, info@bplindia.in, Web.: www.bplindia.in
CIN NO: U24231GJ1992PLC018237

ACTAZONE 1 g - SUMMARY OF PRODUCT CHARACTERISTICS (SmPC)

Any unused medicinal product or waste material should be disposed of in accordance with local requirements.

7. Applicant:

Biomedicine Sckivs Pharm.Nig Ltd,

Premise Address: No. 3, Anionwu Street, Onitsha Nigeria, P.O.BOX:7846

Tel: +234803507884, +2348024517997. E-mail: sckivspharm@yahoo.com

Name and Address of manufacturer:

M/s. Bharat Parenterals Limited

Survey No. 144 &146, Jarod Samlaya Road,

Village: Haripura, Ta. Savli, Dist. Vadodara – 391520

Gujarat, INDIA.

Tel.91-2667-251680

Fax: 91-2667-251679

E-mail: ra@bplindia.in

