**CHEMOCLAV - SUMMARY OF PRODUCT CHARACTERISTICS (SmPC)****1. Name of the medicinal product****1.1. Name of the medicinal product:****1.1 (Invented) name of the medicinal product:**

Generic Name/INN Name: Amoxicillin and Clavulanate Potassium for Oral Suspension USP

Brand Name:

CHEMOCLAV

1.2 Strength:


228.5mg/5ml

1.3 Pharmaceutical form:

Liquid dosage form (Powder for oral Suspension)

2. Qualitative and Quantitative composition:

Sr. No.	Name of Ingredients	Spec.	Qty. (mg/ 5 ml)	O.A. (%)	Qty. (mg/ 5 ml) with O.A.	Qty./ Bottle (mg)	% w/w	Function
1	Amoxicillin Trihydrate*	BP	200.00	--	200.00	4000	30.01	Active
2	Clavulanate Potassium with Silicon Dioxide*	BP	28.50	5.00 %	29.925	598.50	4.49	Active
3	Sodium Citrate	BP	8.4	--	8.4	168.00	1.26	Buffering agent
4	MCCP with Sodium CMC	USP	28.0	--	28.0	560.00	4.20	Viscosity-increasing agent
5	Aspartame	BP	6.00	--	6.00	120.0	0.90	Sweetening agent
6	Xanthan gum	BP	10.00	--	10.00	200.00	1.50	Suspending agent
7	Microcrystalline cellulose PH 112**	BP	377.510	--	377.510	7550.2	56.64	Suspending agent
8	Flavour Strawberry STR DM No 1	In-House	6.665	--	6.665	133.3	1.00	Flavouring agent
Total			665.075		666.50	13330.00	100.00	





CHEMOCLAV - SUMMARY OF PRODUCT CHARACTERISTICS (SmPC)

Note:

1. * The quantity of the Amoxicillin Trihydrate & Clavulanate Potassium has to be calculated as per the Assay & Water content.
2. *Quantity of Clavulanate Potassium Diluted (B) in mg
3. ** Quantity of Microcrystalline Cellulose will vary as per the quantity of the APIs.

3. Pharmaceutical form:

Dosage Form:

Liquid dosage form (Powder for oral Suspension)

Visual & Physical characteristics of the product:

An off white colored free flowing powder filled in HDPE bottle which after reconstituted gives off white colored suspension.

4. Clinical particulars:

4.1 Therapeutic indications:

Indicated for the treatment of the following infections in adults and children

- Acute bacterial sinusitis (adequately diagnosed)
- Acute otitis media
- Acute exacerbations of chronic bronchitis (adequately diagnosed)
- Community acquired pneumonia
- Cystitis
- Pyelonephritis
- Skin and soft tissue infections in particular cellulitis, animal bites, severe dental abscess with spreading cellulitis.
- Bone and joint infections, in particular osteomyelitis.

Consideration should be given to official guidance on the appropriate use of antibacterial agents.

4.2 Posology and method of administration:

Posology

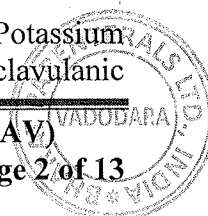
Doses are expressed throughout in terms of amoxicillin/clavulanic acid content except when doses are stated in terms of an individual component.

The dose of Amoxicillin and Clavulanate Potassium for Oral Suspension that is selected to treat an individual infection should take into account:

- The expected pathogens and their likely susceptibility to antibacterial agents
- The severity and the site of the infection
- The age, weight and renal function of the patient as shown below.

The use of alternative presentations of Amoxicillin and Clavulanate Potassium for Oral Suspension (e.g. those that provide higher doses of amoxicillin and/or different ratios of amoxicillin to clavulanic acid) should be considered as necessary.

For adults and children ≥ 40 kg, this formulation of Amoxicillin and Clavulanate Potassium for Oral Suspension provides a total daily dose of 1500 mg amoxicillin/375 mg clavulanic





CHEMOCLAV - SUMMARY OF PRODUCT CHARACTERISTICS (SmPC)

acid, when administered as recommended below. For children < 40 kg, this formulation of Amoxicillin and Clavulanate Potassium for Oral Suspension provides a maximum daily dose of 2400 mg amoxicillin/600 mg clavulanic acid, when administered as recommended below. If it is considered that a higher daily dose of amoxicillin is required, it is recommended that another preparation of Amoxicillin and Clavulanate Potassium for Oral Suspension is selected in order to avoid administration of unnecessarily high daily doses of clavulanic acid. The duration of therapy should be determined by the response of the patient. Some infections (e.g. osteomyelitis) require longer periods of treatment. Treatment should not be extended beyond 14 days without review.

Adults and children ≥ 40 kg

One 500 mg/125 mg dose taken three times a day.

Children < 40 kg

20 mg/5 mg/kg/day to 60 mg/15 mg/kg/day given in three divided doses.

Children aged 6 years and below should preferably be treated with Amoxicillin and Clavulanate Potassium for Oral Suspension.

No clinical data are available on doses of amoxicillin and clavulanic acid 4:1 formulations higher than 40 mg/10 mg/kg per day in children under 2 years.

Elderly

No dose adjustment is considered necessary.

Renal impairment

Dose adjustments are based on the maximum recommended level of amoxicillin.

No adjustment in dose is required in patients with creatinine clearance (CrCl) greater than 30 ml/min.

Hepatic impairment

Dose with caution and monitor hepatic function at regular intervals

Method of administration

Amoxicillin and Clavulanate Potassium for Oral Suspension USP is for oral use.

Administer at the start of a meal to minimise potential gastrointestinal intolerance and optimise absorption of amoxicillin/clavulanic acid.

Therapy can be started parenterally according to the SmPC of the IV-formulation and continued with an oral preparation.

Shake to loosen powder, add water as directed, invert and shake. Shake the bottle before each dose.


For instructions on reconstitution of the medicinal product before administration

4.3 Contra-indications:

- Hypersensitivity to the active substances, to any of the penicillins or to any of the excipients.
- History of a severe immediate hypersensitivity reaction (e.g. anaphylaxis) to another beta-lactam agent (e.g. a cephalosporin, carbapenem or monobactam).
- History of jaundice/hepatic impairment due to amoxicillin/clavulanic acid

4.4 Special warnings and precautions for use:

Before initiating therapy with amoxicillin/clavulanic acid, careful enquiry should be made concerning previous hypersensitivity reactions to penicillins, cephalosporins or other beta-lactam agents.





CHEMOCLAV - SUMMARY OF PRODUCT CHARACTERISTICS (SmPC)

Serious and occasionally fatal hypersensitivity (anaphylactoid) reactions have been reported in patients on penicillin therapy. These reactions are more likely to occur in individuals with a history of penicillin hypersensitivity and in atopic individuals. If an allergic reaction occurs, amoxicillin/clavulanic acid therapy must be discontinued and appropriate alternative therapy instituted.

In the case that an infection is proven to be due to an amoxicillin-susceptible organisms(s) then consideration should be given to switching from amoxicillin/clavulanic acid to amoxicillin in accordance with official guidance.

This presentation of Amoxicillin and Clavulanate Potassium for Oral Suspension is not suitable for use when there is a high risk that the presumptive pathogens have reduced susceptibility or resistance to beta-lactam agents that is not mediated by beta-lactamases susceptible to inhibition by clavulanic acid. This presentation should not be used to treat penicillin-resistant *S. pneumoniae*.

Convulsions may occur in patients with impaired renal function or in those receiving high doses.

Amoxicillin/clavulanic acid should be avoided if infectious mononucleosis is suspected since the occurrence of a morbilliform rash has been associated with this condition following the use of amoxicillin.

Concomitant use of allopurinol during treatment with amoxicillin can increase the likelihood of allergic skin reactions.

Prolonged use may occasionally result in overgrowth of non-susceptible organisms.


The occurrence at the treatment initiation of a feverish generalised erythema associated with pustule may be a symptom of acute generalised exanthemous pustulosis (AGEP). This reaction requires Amoxicillin and Clavulanate Potassium for Oral Suspension discontinuation and contraindicates any subsequent administration of amoxicillin.


Amoxicillin/clavulanic acid should be used with caution in patients with evidence of hepatic impairment.

Hepatic events have been reported predominantly in males and elderly patients and may be associated with prolonged treatment. These events have been very rarely reported in children. In all populations, signs and symptoms usually occur during or shortly after treatment but in some cases may not become apparent until several weeks after treatment has ceased. These are usually reversible. Hepatic events may be severe and, in extremely rare circumstances, deaths have been reported. These have almost always occurred in patients with serious underlying disease or taking concomitant medications known to have the potential for hepatic effects.

Antibiotic-associated colitis has been reported with nearly all antibacterial agents and may range in severity from mild to life threatening. Therefore, it is important to consider this diagnosis in patients who present with diarrhoea during or subsequent to the administration of any antibiotics. Should antibiotic-associated colitis occur, amoxicillin/clavulanic acid should immediately be discontinued, a physician be consulted and an appropriate therapy initiated. Antiperistaltic medicinal products are contraindicated in this situation.

Periodic assessment of organ system functions; including renal, hepatic and haematopoietic function is advisable during prolonged therapy.





CHEMOCLAV - SUMMARY OF PRODUCT CHARACTERISTICS (SmPC)

Prolongation of prothrombin time has been reported rarely in patients receiving amoxicillin/clavulanic acid. Appropriate monitoring should be undertaken when anticoagulants are prescribed concomitantly. Adjustments in the dose of oral anticoagulants may be necessary to maintain the desired level of anticoagulation.

In patients with renal impairment, the dose should be adjusted according to the degree of impairment.

In patients with reduced urine output, crystalluria has been observed very rarely, predominantly with parenteral therapy. During the administration of high doses of amoxicillin, it is advisable to maintain adequate fluid intake and urinary output in order to reduce the possibility of amoxicillin crystalluria. In patients with bladder catheters, a regular check of patency should be maintained.

During treatment with amoxicillin, enzymatic glucose oxidase methods should be used whenever testing for the presence of glucose in urine because false positive results may occur with non-enzymatic methods.

The presence of clavulanic acid in Amoxicillin and Clavulanate Potassium for Oral Suspension may cause a non-specific binding of IgG and albumin by red cell membranes leading to a false positive Coombs test.

There have been reports of positive test results using the Bio-Rad Laboratories *Platelia Aspergillus* EIA test in patients receiving amoxicillin/clavulanic acid who were subsequently found to be free of *Aspergillus* infection. Cross-reactions with non-*Aspergillus* polysaccharides and polyfuranoses with Bio-Rad Laboratories *Platelia Aspergillus* EIA test have been reported. Therefore, positive test results in patients receiving amoxicillin/clavulanic acid should be interpreted cautiously and confirmed by other diagnostic methods.

Amoxicillin and Clavulanate Potassium for Oral Suspension contains aspartame, which is a source of phenylalanine. This medicine should be used with caution in patients with phenylketonuria.

4.5 Interaction with other medicinal products and other forms of interaction

Oral anticoagulants

Oral anticoagulants and penicillin antibiotics have been widely used in practice without reports of interaction. However, in the literature there are cases of increased international normalised ratio in patients maintained on acenocoumarol or warfarin and prescribed a course of amoxicillin. If co-administration is necessary, the prothrombin time or international normalised ratio should be carefully monitored with the addition or withdrawal of amoxicillin. Moreover, adjustments in the dose of oral anticoagulants may be necessary.

Methotrexate

Penicillins may reduce the excretion of methotrexate causing a potential increase in toxicity.


Probenecid

Concomitant use of probenecid is not recommended. Probenecid decreases the renal tubular secretion of amoxicillin. Concomitant use of probenecid may result in increased and prolonged blood levels of amoxicillin but not of clavulanic acid.

Mycophenolate mofetil

In patients receiving mycophenolate mofetil, reduction in pre-dose concentration of the active metabolite mycophenolic acid of approximately 50% has been reported following





CHEMOCLAV - SUMMARY OF PRODUCT CHARACTERISTICS (SmPC)

commencement of oral amoxicillin plus clavulanic acid. The change in pre-dose level may not accurately represent changes in overall MPA exposure. Therefore, a change in the dose of mycophenolate mofetil should not normally be necessary in the absence of clinical evidence of graft dysfunction. However, close clinical monitoring should be performed during the combination and shortly after antibiotic treatment

4.6 Fertility, Pregnancy and lactation:

Pregnancy

Animal studies do not indicate direct or indirect harmful effects with respect to pregnancy, embryonal/foetal development, parturition or postnatal development. Limited data on the use of amoxicillin/clavulanic acid during pregnancy in humans do not indicate an increased risk of congenital malformations. In a single study in women with preterm, premature rupture of the foetal membrane it was reported that prophylactic treatment with amoxicillin/clavulanic acid may be associated with an increased risk of necrotising enterocolitis in neonates. Use should be avoided during pregnancy, unless considered essential by the physician.

Breast-feeding

Both substances are excreted into breast milk (nothing is known of the effects of clavulanic acid on the breast-fed infant). Consequently, diarrhoea and fungus infection of the mucous membranes are possible in the breast-fed infant, so that breast-feeding might have to be discontinued. The possibility of sensitization should be taken into account.

Amoxicillin/clavulanic acid should only be used during breast-feeding after benefit/risk assessment by the physician in charge.

4.7 Effects on ability to drive and use machines:

No studies on the effects on the ability to drive and use machines have been performed. However, undesirable effects may occur (e.g. allergic reactions, dizziness, convulsions), which may influence the ability to drive and use machines

4.8 Undesirable effects:

The most commonly reported adverse drug reactions (ADRs) are diarrhoea, nausea and vomiting.

The following terminologies have been used in order to classify the occurrence of undesirable effects.

Very common ($\geq 1/10$)

Common ($\geq 1/100$ to $< 1/100$)


Uncommon ($\geq 1/1,000$ to $< 1/100$)

Rare ($\geq 1/10,000$ to $< 1/1,000$)

Very rare ($< 1/10,000$)

Not known (cannot be estimated from the available data)


<u>Infections and infestations</u>	
Mucocutaneous candidosis	Common
Overgrowth of non-susceptible organisms	Not known
<u>Blood and lymphatic system disorders</u>	






CHEMOCLAV - SUMMARY OF PRODUCT CHARACTERISTICS (SmPC)

Reversible leucopenia (including neutropenia)	Rare
Thrombocytopenia	Rare
Reversible agranulocytosis	Not known
Haemolytic anaemia	Not known
Prolongation of bleeding time and prothrombin time	Not known
<u>Immune system disorders</u>	
Angioneurotic oedema	Not known
Anaphylaxis	Not known
Serum sickness-like syndrome	Not known
Hypersensitivity vasculitis	Not known
<u>Nervous system disorders</u>	
Dizziness	Uncommon
Headache	Uncommon
Reversible hyperactivity	Not known
Convulsions	Not known
Aseptic meningitis	Not known
<u>Gastrointestinal disorders</u>	
Diarrhoea	Very common
Nausea	Common
Vomiting	Common
Indigestion	Uncommon
Antibiotic-associated colitis	Not known
Black hairy tongue	Not known
<u>Hepatobiliary disorders</u>	
Rises in AST and/or ALT ⁵	Uncommon
Hepatitis ⁶	Not known
Cholestatic jaundice	Not known
<u>Skin and subcutaneous tissue disorders⁷</u>	
Skin rash	Uncommon
Pruritus	Uncommon
Urticaria	Uncommon
Erythema multiforme	Rare
Stevens-Johnson syndrome	Not known
Toxic epidermal necrolysis	Not known



**CHEMOCLAV - SUMMARY OF PRODUCT CHARACTERISTICS (SmPC)**

Bullous exfoliative-dermatitis	Not known
Acute generalised exanthemous pustulosis (AGEP)	Not known
Drug reaction with eosinophilia and systemic symptoms (DRESS)	Not known
Renal and urinary disorders	
Interstitial nephritis	Not known
Crystalluria	Not known

4.9 Overdose:Symptoms and signs of overdose

Gastrointestinal symptoms and disturbance of the fluid and electrolyte balances may be evident. Amoxicillin crystalluria, in some cases leading to renal failure, has been observed. Convulsions may occur in patients with impaired renal function or in those receiving high doses. Amoxicillin has been reported to precipitate in bladder catheters, predominantly after intravenous administration of large doses. A regular check of patency should be maintained.

Treatment of intoxication

Gastrointestinal symptoms may be treated symptomatically, with attention to the water/electrolyte balance.

Amoxicillin/clavulanic acid can be removed from the circulation by haemodialysis.

5. Pharmacological properties:**5.1 Pharmacodynamic properties:**

Pharmacotherapeutic group: Combinations of penicillins, incl. beta-lactamase inhibitors; ATC code: J01CR02.

Mechanism of action

Amoxicillin is semisynthetic penicillin (beta-lactam antibiotic) that inhibits one or more enzymes (often referred to as penicillin-binding proteins, PBPs) in the biosynthetic pathway of bacterial peptidoglycan, which is an integral structural component of the bacterial cell wall. Inhibition of peptidoglycan synthesis leads to weakening of the cell wall, which is usually followed by cell lysis and death.

Amoxicillin is susceptible to degradation by beta-lactamases produced by resistant bacteria and therefore the spectrum of activity of amoxicillin alone does not include organisms which produce these enzymes.


Clavulanic acid is a beta-lactam structurally related to penicillins. It inactivates some beta-lactamase enzymes thereby preventing inactivation of amoxicillin. Clavulanic acid alone does not exert a clinically useful antibacterial effect.

Pharmacokinetic/pharmacodynamic relationship

The time above the minimum inhibitory concentration (T>MIC) is considered to be the major determinant of efficacy for amoxicillin.

Mechanisms of resistance

The two main mechanisms of resistance to amoxicillin/clavulanic acid are:





CHEMOCLAV - SUMMARY OF PRODUCT CHARACTERISTICS (SmPC)

- Inactivation by those bacterial beta-lactamases that are not themselves inhibited by clavulanic acid, including class B, C and D.
 - Alteration of PBPs, which reduce the affinity of the antibacterial agent for the target.
- Impermeability of bacteria or efflux pump mechanisms may cause or contribute to bacterial resistance, particularly in Gram-negative bacteria.

Breakpoints

MIC breakpoints for amoxicillin/clavulanic acid are those of the European Committee on Antimicrobial Susceptibility Testing (EUCAST).

Organism	Susceptibility Breakpoints (µg/ml)		
	Susceptible	Intermediate	Resistant
<i>Haemophilus influenzae</i> ¹	≤ 1	-	> 1
<i>Moraxella catarrhalis</i> ¹	≤ 1	-	> 1
<i>Staphylococcus aureus</i> ²	≤ 2	-	> 2
Coagulase-negative staphylococci ²	≤ 0.25		> 0.25
<i>Enterococcus</i> ¹	≤ 4	8	> 8
<i>Streptococcus A, B, C, G</i> ⁵	≤ 0.25	-	> 0.25
<i>Streptococcus pneumoniae</i> ³	≤ 0.5	1-2	> 2
Enterobacteriaceae ^{1,4}	-	-	> 8
Gram-negative Anaerobes ¹	≤ 4	8	> 8
Gram-positive Anaerobes ¹	≤ 4	8	> 8
Non-species related breakpoints ¹	≤ 2	4-8	> 8

¹ The reported values are for amoxicillin concentrations. For susceptibility testing purposes, the concentration of clavulanic acid is fixed at 2 mg/l.

² The reported values are oxacillin concentrations.


³ Breakpoint values in the table are based on ampicillin breakpoints.

⁴ The resistant breakpoint of R>8 mg/l ensures that all isolates with resistance mechanisms are reported resistant.

⁵ Breakpoint values in the table are based on benzylpenicillin breakpoints.

The prevalence of resistance may vary geographically and with time for selected species, and local information on resistance is desirable, particularly when treating severe infections. As necessary, expert advice should be sought when the local prevalence of resistance is such that the utility of the agent in at least some types of infections is questionable.

Commonly susceptible species
<u>Aerobic Gram-positive micro-organisms</u>
<i>Enterococcus faecalis</i>
<i>Gardnerella vaginalis</i>





CHEMOCLAV - SUMMARY OF PRODUCT CHARACTERISTICS (SmPC)

Staphylococcus aureus (methicillin-susceptible)§
Coagulase-negative staphylococci (methicillin-susceptible)
Streptococcus agalactiae
*Streptococcus pneumoniae*¹
Streptococcus pyogenes and other beta-haemolytic streptococci
Streptococcus viridans group
Aerobic Gram-negative micro-organisms
Capnocytophaga spp.
Eikenella corrodens
Haemophilus influenzae
Moraxella catarrhalis
Pasteurella multocida
Anaerobic micro-organisms
Bacteroides fragilis
Fusobacterium nucleatum
Prevotella spp.


Species for which acquired resistance may be a problem

Aerobic Gram-positive micro-organisms
Enterococcus faecium
Aerobic Gram-negative micro-organisms
Escherichia coli
Klebsiella oxytoca
Klebsiella pneumoniae
Proteus mirabilis
Proteus vulgaris

Inherently resistant organisms

Aerobic Gram-negative micro-organisms
Acinetobacter sp.
Citrobacter freundii
Enterobacter sp.
Legionella pneumophila
Morganella morganii
Providencia spp.
Pseudomonas sp.
Serratia sp.
Stenotrophomonas maltophilia
Other micro-organisms
Chlamydomphila pneumoniae
Chlamydomphila psittaci
Coxiella burnetti
Mycoplasma pneumoniae

§ Natural intermediate susceptibility in the absence of acquired mechanism of resistance.





CHEMOCLAV - SUMMARY OF PRODUCT CHARACTERISTICS (SmPC)

£ All methicillin-resistant staphylococci are resistant to amoxicillin/clavulanic acid
¹ *Streptococcus pneumoniae* that are resistant to penicillin should not be treated with this presentation of amoxicillin/clavulanic acid .
² Strains with decreased susceptibility have been reported in some countries in the EU with a frequency higher than 10%.

5.2 Pharmacokinetic properties:

Absorption

Amoxicillin and clavulanic acid, are fully dissociated in aqueous solution at physiological pH. Both components are rapidly and well absorbed by the oral route of administration. Following oral administration, amoxicillin and clavulanic acid are approximately 70% bioavailable. The plasma profiles of both components are similar and the time to peak plasma concentration (T_{max}) in each case is approximately one hour.

Distribution

About 25% of total plasma clavulanic acid and 18% of total plasma amoxicillin is bound to protein. The apparent volume of distribution is around 0.3-0.4 l/kg for amoxicillin and around 0.2 l/kg for clavulanic acid. Following intravenous administration, both amoxicillin and clavulanic acid have been found in gall bladder, abdominal tissue, skin, fat, muscle tissues, synovial and peritoneal fluids, bile and pus. Amoxicillin does not adequately distribute into the cerebrospinal fluid. From animal studies there is no evidence for significant tissue retention of drug-derived material for either component. Amoxicillin, like most penicillins, can be detected in breast milk. Trace quantities of clavulanic acid can also be detected in breast milk. Both amoxicillin and clavulanic acid have been shown to cross the placental barrier.

Biotransformation: Amoxicillin is partly excreted in the urine as the inactive penicilloic acid in quantities equivalent to up to 10 to 25% of the initial dose. Clavulanic acid is extensively metabolized in man and eliminated in urine and faeces, and as carbon dioxide in expired air.

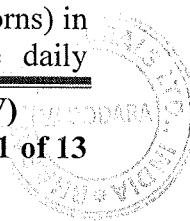
Elimination


The major route of elimination for amoxicillin is via the kidney, whereas for clavulanic acid it is by both renal and non-renal mechanisms.

Amoxicillin/clavulanic acid has a mean elimination half-life of approximately one hour and a mean total clearance of approximately 25 l/h in healthy subjects. Approximately 60 to 70% of the amoxicillin and approximately 40 to 65% of the clavulanic acid are excreted unchanged in urine during the first 6 h after administration of single amoxicillin and clavulanate potassium USP 250 mg/125 mg or 500 mg/125 mg tablets. Various studies have found the urinary excretion to be 50-85% for amoxicillin and between 27-60% for clavulanic acid over a 24 hour period. In the case of clavulanic acid, the largest amount of drug is excreted during the first 2 hours after administration. Concomitant use of probenecid delays amoxicillin excretion but does not delay renal excretion of clavulanic acid.

Age

The elimination half-life of amoxicillin is similar for children aged around 3 months to 2 years and older children and adults. For very young children (including preterm newborns) in the first week of life the interval of administration should not exceed twice daily





CHEMOCLAV - SUMMARY OF PRODUCT CHARACTERISTICS (SmPC)

administration due to immaturity of the renal pathway of elimination. Because elderly patients are more likely to have decreased renal function, care should be taken in dose selection, and it may be useful to monitor renal function.

Gender

Following oral administration of amoxicillin/clavulanic acid to healthy males and female subjects, gender has no significant impact on the pharmacokinetics of either amoxicillin or clavulanic acid.

Renal impairment

The total serum clearance of amoxicillin/clavulanic acid decreases proportionately with decreasing renal function. The reduction in drug clearance is more pronounced for amoxicillin than for clavulanic acid, as a higher proportion of amoxicillin is excreted *via* the renal route. Doses in renal impairment must therefore prevent undue accumulation of amoxicillin while maintaining adequate levels of clavulanic acid.

Hepatic impairment

Hepatically impaired patients should be dosed with caution and hepatic function monitored at regular intervals.

6. Pharmaceutical particulars:

6.1 List of Excipients:

MCCP with Sodium CMC USP,
Sodium Citrate BP,
Aspartame BP,
Xanthan gum BP,
Microcrystalline cellulose PH 112 BP,
Flavour Strawberry STR-DM No 1 In-House

6.2 Incompatibilities:

Not applicable

6.3 Shelf life:

24 months

6.4 Special precautions for storage:

Store below 30 °C in a dry place.

6.5 Nature and contents of container:

100 ml HDPE bottle packed in one mono carton along with package insert.

6.6 Special precautions for disposal:

No special requirements.

Any unused product or waste material should be disposed of in accordance with local requirements.


7. Applicant

Name and Address of Applicant

Chez Resources Pharmaceutical Limited

No. 7, Calabar Street, Fegge, Onitsha,
Anambra State, NIGERIA





Bharat Parenterals Limited

Registered Office & Works:
Vill. Haripura, Ta. Savli, Dist. Vadodara - 391520 (Guj.) India.
Tele Fax : (02667)-251679, 251680, 251669, 99099 28332.
E-mail: bplbrd@bplindia.in, info@bplindia.in, Web.: www.bplindia.in
CIN NO: U24231GJ1992PLC018237

CHEMOCLAV - SUMMARY OF PRODUCT CHARACTERISTICS (SmPC)

Name and Address of manufacturer:

M/s. BHARAT PARENTERALS LIMITED
Survey No. 144 &146, Jarod Samlaya Road,
Village: Haripura, Ta. Savli, Dist. Vadodara – 391520
Gujarat, INDIA.
Tel.91-2667-251680
Fax: 91-2667-251679
E-mail: ra@bplindia.in

